



National Marine Manufacturers Association

nmma.org

ECONOMIC SIGNIFICANCE OF RECREATIONAL BOATING IN OREGON

CONGRESSIONAL DISTRICT 5

Number of Recreational Boats*	34,914
Recreational Boating Industry Businesses	91
Total Jobs	2,663
Annual Recreational Boating-Related Spending	\$143.2 MILLION

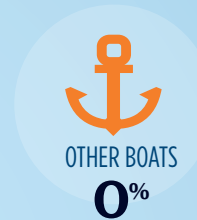

TOTAL ANNUAL ECONOMIC IMPACT OF RECREATIONAL BOATING:

\$337.4 MILLION

RECREATIONAL BOATS IN OR-5

TOTAL BOATS* ▶ **34,914**

REGISTERED BOATS	34,914
Power boats	31,005
PWCs	2,837
Sailboats	987
Other Boats	85
HOUSEHOLDS PER BOAT	8.4

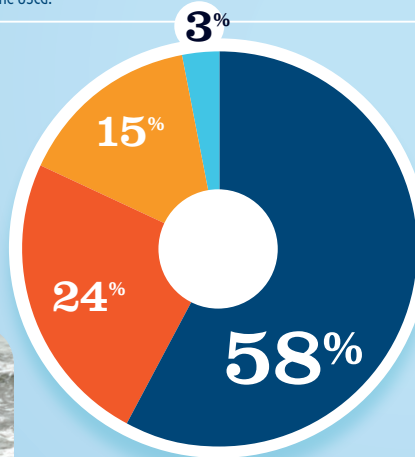


* Total boats are registered boats as reported by states to the USCG.

RECREATIONAL BOATING CREATES JOBS IN OR-5

TOTAL BOATING JOBS ▶ **585**

Boat Building	17
Motor / Engine Mfgr.	-
Accessory / Supplies Mfgr.	86
Dealers / Wholesalers	144
Boat Services	338



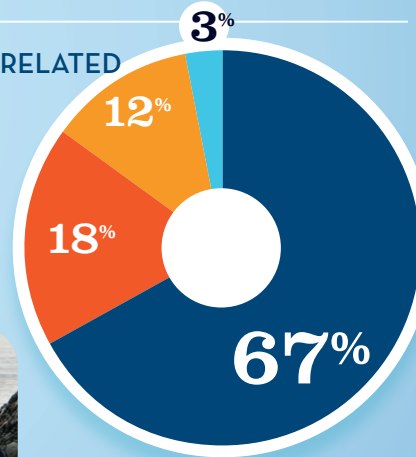
BOAT BUILDING (3%)
DLRS/WHOLESALERS (24%)
MOTOR/ENG. MFGR. (0%)
ACC./SUPPLIES MFGR. (15%)
BOAT SERVICES (58%)



RECREATIONAL BOATING-RELATED BUSINESSES IN OR-5

TOTAL BUSINESSES ▶ **91**

Boat Building	3
Motor / Engine Mfgr.	-
Accessory / Supplies Mfgr.	11
Dealers / Wholesalers	16
Boat Services	61



BOAT BUILDING (3%)
DLRS/WHOLESALERS (18%)
MOTOR/ENG. MFGR. (0%)
ACC./SUPPLIES MFGR. (12%)
BOAT SERVICES (67%)


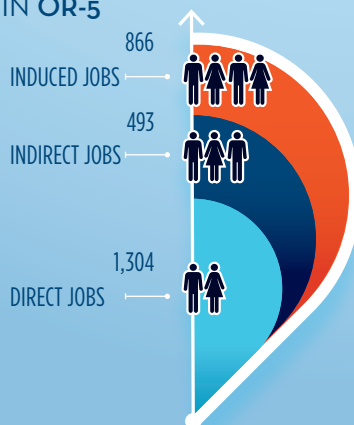


ESTIMATED JOBS IMPACT OF RECREATIONAL BOATING-RELATED SPENDING IN OR-5

EST. TOTAL JOBS ▶ **2,663**

EST. TOTAL LABOR INCOME ▶ **\$110.1** MILLIONS

Est. Direct Income	\$44.6
Est. Indirect Income	\$27.6
Est. Induced Income	\$37.9



RECREATIONAL BOATING INDUSTRY SALES IN OR-5

Boat Building	\$4.4	\$4.4 MILLION
Motor / Engine Mfgr.	\$0.0	\$0.0 MILLION
Accessory / Supplies Mfgr.	\$21.4	\$21.4 MILLION
TOTAL MFGR. SALES	\$25.8	
Dealers / Wholesalers	\$67.8	\$67.8 MILLION
Boat Services	\$73.0	\$73.0 MILLION
TOTAL RETAIL & SERVICES SALES	\$140.8	

BOAT BUILDING (3%)
DLRS/WHOLESALERS (18%)
MOTOR/ENG. MFGR. (0%)
ACC./SUPPLIES MFGR. (12%)
BOAT SERVICES (67%)